

**sedus**  
ergonomie<sup>+</sup>

**NEW**

←  
ergonomic  
cushion insert



**black dot+ ID**

*personal customisation  
for freedom from pain*



With the matching cushion insert, the backrest becomes a made-to-measure component



[www.blauer-engel.de/uz117](http://www.blauer-engel.de/uz117)



 Made  
in  
Germany

Sedus products are manufactured in Germany.  
We place huge importance on sustainable production.

black dot+ ID

# The made-to-measure office chair

With the black dot+ ID, we want to offer you more than just an ergonomic chair. Our aim is to provide each person with the best possible seating solution, according to their body's own requirements, with a custom-made product.

By using different insertable pads, individually tailored backrests can be created and spinal column misalignments can be optimally supported when sitting.



No matter what your requirements,  
we want to find the right chair for you



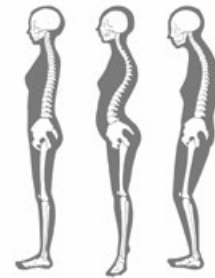




# How it works

The perfect office chair must be individually adaptable in order to meet the personal requirements of the user. As an example – when choosing a mattress or even a simple shoe insole, there will always be personal considerations to take into account. Well-being and comfort, as well as an improvement of postural problems or medical conditions, will be the key considerations.

In addition to the basic functions of an ergonomic office chair, black dot+ ID can specifically address these requirements using its unique inlay cushions.



## In just a few steps you can find your individual black dot+ ID



**Postural diagnosis  
and individual advice**  
from our strong  
partner network



**User adjustable  
settings**  
from black dot+ ID  
e.g. seat depth, seat  
height and armrests...



**Configuration of  
the inlay cushion**  
taking into account  
unique individual  
requirements



**Individually  
custom-made**  
the black dot+ ID

black dot+ ID

# Unique inlay upholstery

Our extensive selection of cushions with many different sizes, depths and degrees of hardness allow all the requirements of the user to be met. Depending on the length of the torso and the posture of the user, different positions of the inlay pads are possible.



Using the zips in the fabric cover of the chair and referring to the scale underneath, the cushion insert can be easily positioned in the backrest and moved as required.



Two different foam types allow for many different levels of support



Front view



Side view



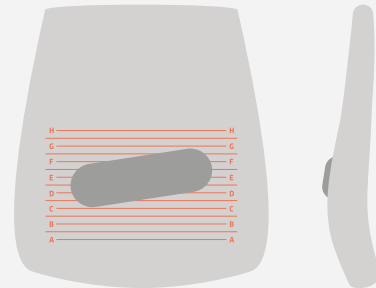
# Application examples

In addition to torso length, weight and medical diagnosis, personal perception also plays a decisive role in finding the right inlay cushion for the correct position. Therefore, we always suggest cushion selection should be made in dialogue with a Sedus partner.



## Scoliosis

A lateral deviation of the spine from the longitudinal axis, a so-called scoliosis, is often accompanied by special needs for an office swivel chair.



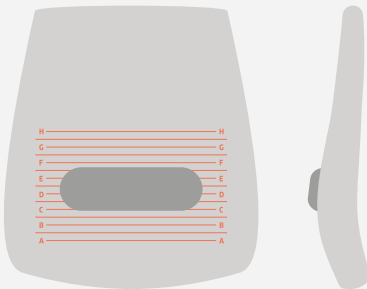
The black dot+ ID cushion inserts offer the possibility to place the lumbar support in such a way that the user is always optimally supported.





## Partial stiffening of the spine

With clinical issues such as ankylosing spondylitis or Scheuermann's disease, more or less pronounced support is possible through the use of the insert.

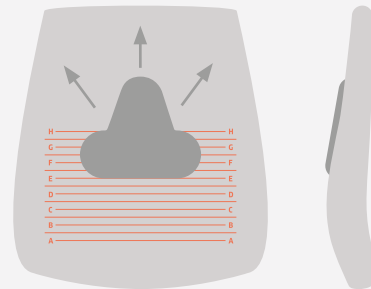


The different shapes and foam hardnesses of black dot+ ID upholstery inserts make it possible to create an exact fit.



## Improvement of posture

Working regularly in front of a screen often leads to poor posture. Tension and pain can develop which could ultimately result in scoliosis. Very special chair requirements are then needed for an office chair.



The black dot+ ID cushion insert can be positioned to optimally support the lumbar region.



black dot+ ID

# Equipment and options

With black dot+ ID you can adapt your office swivel chair to your individual needs.



black dot+ ID can be configured in different materials and colours



### Standard Features

- Inlay cushion
- Patented seat depth adjustment
- Dorsokinetics
- Sedo Lift
- Seat tilt adjustment 0°, -2°, -4°
- 4D-adjustable armrests
- “Similar Mechanism” (synchronous movement)
- Lumbar support (height adjustable)
- Body opening angle up to 45°



Ergonomic inlay pads make the backrest a custom-made product



The 4D armrests are optimally adjustable in 4 directions

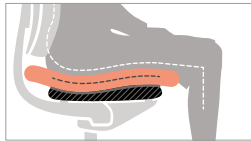
### Options

- Backrest in three different heights
- Adjustable neck support
- Coccyx recess (invisible)

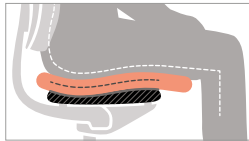


The neck support is individually adjustable in both height and remove the full stop after depth

A sliding seat all the way to the back, optimal for short thighs



A sliding seat all the way to the front, optimal for long thighs



■ Upholstery  
■ Seat support

The patented sliding seat concept, where the cushion can be moved independently of the seat support, guarantees healthy sitting even with different thigh lengths



The optional coccyx recess in the seat cushion is not visible through the overlying cover

